

ASAP Vimeo Login Instructions

We look forward to you joining the virtual 2020 ASAP BioPharma Conference. The three-day event will be livestreamed on Vimeo, with the conference showcase providing access to the live feed and on-demand sessions. Below is important information on accessing the event on Vimeo.

You will receive two emails from Vimeo:


Email # 1

- Open your email and find the communication from Vimeo with the subject line **“You’re invited to join the ASAP team”**
- Click **“Accept invite”** in the email.
- Follow the prompts to set a password on the account.


Email # 2

- The second email will ask you to verify your email address.
- Once you have created your account and verified your email address, copy and paste the following URL into your browser: <https://vimeo.com/showcase/7512579>
- If you end up here, you’re in the right place!

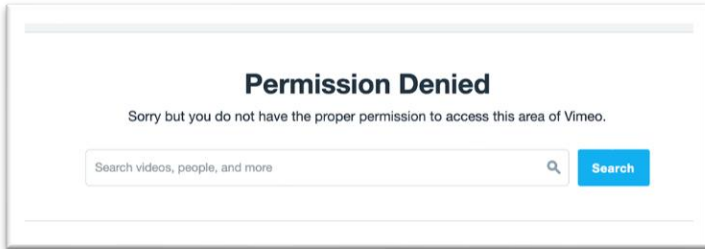
When the event is live, there will be a “Watch now” button you can click to start watching the event.



If you log out of Vimeo and click on the URL above, you will get the following message. Please click on the “Sign In” button to proceed. Once signed in, you will be brought to the event.

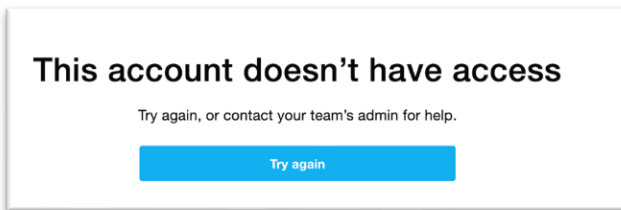


I've ended up on a Permission Denied page. What do I do?



If you've already accepted the invitation, but you click the link in the email again, you may end up on this page. You should go straight to the live event URL and then log in with the email and password you set when you accepted the invitation.

I opened the event URL and I don't have access. Why?




If you land on a page that says **“This account doesn't have access. Try again, or contact your team's admin for help,”** you may be logged in to the wrong Vimeo account, or you have not accepted the invite yet. Walk through the following:

1. Open vimeo.com in a new tab and log out of Vimeo.
2. Check your email and ensure that you've accepted the Vimeo email invite to join ASAP's team.
3. Finally, open the event URL and log in to the event using the email and password you set when you accepted the invitation.

The event page is asking me for an account to log in to. What account is this?

In order to add you to the upcoming event, we invited you to our Vimeo team. First, you must accept the invitation that was sent to your email and create your account. Then, you can go to the event page and log in with your Vimeo account in order to watch the event.



I don't remember my password. How do I log in?

If you don't remember setting a password, simply reset your password, then use that to log in to the event.

Vimeo Network/Browser Requirements

The quality of your live playback experience is largely dependent on the download speed you have from your ISP (Internet Service Provider) or mobile provider. Keep in mind that your overall Internet speed can vary depending on many factors, including but not limited to: time of day, Wi-Fi performance, other devices/users utilizing your connection, and the strength of the signal provided by your ISP.

Vimeo strongly suggests the use of Chrome as the browser they most support. Below is detailed information regarding desktop OS, browsers, firewalls, and whitelisted domains. If you are having challenges on playbacks or viewing, please review this information and the link provided below.

Desktop OS and Browser

It is recommend to use the following browsers and versions on **Windows 7 or later** or **macOS Sierra (10.12.6)** or later:

- Chrome 30+ (has automatic updates)
- Firefox 27+ (has automatic updates)*
- Microsoft Edge
- Safari 9+

*H.264 video (required for viewing Vimeo videos) is only supported in Firefox for Windows 7 and later. Firefox versions on Windows XP are no longer supported for playback.

Firewalls and whitelisted domains

Viewers should ensure that the following ports are open on their network for playback:

- TCP/UDP 80 (HTTP)
- TCP/UDP 443 (HTTPS)

In addition, if your viewers are on a corporate network (office, university, hotel, etc.) that restricts access to certain websites or domains, they should have the following domains whitelisted:

- *.vimeo.com
- *.vimeocdn.com
- *.magisto.com
- *.akamaized.net
- *.cloudfront.net

Mobile devices

Mobile viewers can use **Android (Lollipop) version 5.0+** or **iOS version 9.3.5+**.

BlackBerry and Windows phone users: You may still be able to view Vimeo videos on devices that support HTML5; however, we do not test out our player in these environments and thus cannot guarantee support.

Samsung users: The Samsung Internet browser (all versions) is not supported for Vimeo Live. We recommend installing Chrome instead.

For more information visit:

<https://vimeo.zendesk.com/hc/en-us/articles/360040394231-Network-and-browser-requirements-for-viewing-streams>